



Scope 1&2 GHG Emission Reduction Target

Submitted comprehensive inventory as 2008 baseline for Scope 1&2 GHG Reduction Target of 25% by 2020¹



Score: **GREEN**



Scope 3 GHG Emission Reduction Target

Submitted comprehensive inventory as 2008 baseline for Scope 3 GHG Reduction Target of 8% by 2020¹



Score: **GREEN**



Reduction in Energy Intensity

Reduction in energy intensity in goal-subject facilities compared with 2003: 22.8% and on track for 30% by 2015



Score: **GREEN**




Use of Renewable Energy

Use of renewable energy as a percent of facility electricity use:
Total of 129.2% from renewable electricity sources including at least 2.5% from new sources (thermal, mechanical, or electric)



Score: **GREEN**



Reduction in Potable Water Intensity

Reduction in potable water intensity compared with 2007: 18.7% and on track for 26% in 2020



Score: **GREEN**



Reduction in Fleet Petroleum Use

Reduction in fleet petroleum use compared to 2005: 24.9% and on track for 20% by 2015



Score: **GREEN**



Green Buildings

Sustainable green buildings:
7.69% of buildings sustainable
4.97% GSF of inventory sustainable



Score: **GREEN**

¹ Agency status on achieving GHG metrics in FY2010 will be assessed in July 2011

Standards for Success — *Red Standard, Yellow Standard, Green Standard*

Scope 1&2 GHG Emission Reduction Target



GREEN: Developed a base year and a complete, comprehensive 2010 GHG inventory for Scopes 1&2 and submitted to CEQ and OMB by 1/31/2011.



YELLOW: Developed a base year and 2010 GHG inventory for Scopes 1&2 but was unable to deliver completed inventory on time to CEQ and OMB.



RED: Did not develop a base year and 2010 GHG inventory for Scope 1&2.

Scope 3 GHG Emission Reduction Target



GREEN: Developed a base year and a complete, comprehensive 2010 GHG inventory for Scope 3 and submitted to CEQ and OMB by 1/31/11.



YELLOW: Developed a base year and 2010 GHG inventory for Scope 3 but was unable to deliver completed inventory on time to CEQ and OMB.



RED: Did not develop a base year and 2010 GHG inventory for Scope 3.

Reduction in Energy Intensity



GREEN: Reduced energy intensity (Btu/GSF*) in EISA goal-subject facilities by at least 15 percent compared with 2003 and is on track for 30 percent reduction by 2015.



YELLOW: Reduced energy intensity (Btu/GSF) in EISA goal-subject facilities by at least 12 percent compared with 2003.



RED: Did not reduce energy intensity (Btu/GSF) in EISA goal-subject facilities by at least 12 percent compared with 2003.

Use of Renewable Energy



GREEN: Uses at least 5 percent electricity from renewable sources as a percentage of facility electricity use & at least 2.5 percent of facility electricity use comes from new sources (post-1999). (Thermal and mechanical renewable can be included in the 2.5 percent new requirement, but not the 5 percent goal; i.e., an agency meets all new sources requirement with thermal or mechanical energy (2.5 percent) but would still need an additional 5 percent from renewable electricity sources.)




YELLOW: Uses at least 5 percent renewable energy from electric, thermal or mechanical sources to power facilities and equipment; but less than half was obtained from new sources (post-1999) or part of the requirement was met with thermal and mechanical renewable energy.



RED: Did not use at least 5 percent renewable energy from electric, thermal or mechanical sources to power facilities and equipment.

Reduction in Potable Water Intensity



GREEN: Reduced water intensity by at least 6 percent from final approved 2007 baseline and is on track for 26 percent reduction by 2020.



YELLOW: Reduced water intensity by at least 4 percent from final approved 2007 baseline.



RED: Did not reduce water intensity by at least 4 percent from final approved 2007 baseline.

Reduction in Fleet Petroleum Use



GREEN: Achieved a 10 percent reduction in petroleum use in its entire vehicle fleet compared to 2005 and is on track for 20 percent reduction by 2015.




YELLOW: Achieved at least 8 percent reduction in petroleum use in the entire vehicle fleet compared to 2005.



RED: Did not achieve at least 8 percent reduction in petroleum use in its entire vehicle fleet since 2005.

Green Buildings



GREEN: Demonstrates implementation of Guiding Principles for Federal Leadership in High Performance and Sustainable Buildings (GP) for new, existing and leased buildings; and is on track to meet 15% goal by 2015 by reporting that at least 5% of buildings >5,000 GSF meet GP as reported in the Federal Real Property Profile (FRPP).



YELLOW: Incorporates Guiding Principles into all new design contracts for construction, major renovations and leases and at least 5 percent of GSF of its building inventory over 5,000 GSF meets GP as reported in FRPP.



RED: Cannot demonstrate compliance with GP on new construction, major renovations, or leases; and/or less than 5 percent of building inventory, either by number of buildings or GSF, over 5,000 GSF meets GP as reported in FRPP.

*GSF = Gross Square Footage